

Scaled data based on original data using
LM-79-08 Approved Method: Electrical and Photometric Measurements of Solid-
State Lighting Products

Test Report Prepared for
Cooper Lighting Solutions
(formerly Eaton)

Brand: McGRAW-EDISON

Report Number: P941063

Luminaire Tested: **GALN-SB4B-935-U-T1**

Issue Date: 1/21/2025

Test Information

Test Method: LM-79-08
Report Number: P941063
TEST IS SCALED FROM IESNA LM-79-08 TEST DATA (G2-2405-108-2)
Test Lab: INNOVATION CENTER
Issue Date: 1/21/2025
Manufacturer: COOPER LIGHTING SOLUTIONS (FORMERLY EATON)
Product Line: MCGRAW-EDISON
Catalog Number: GALN-SB4B-935-U-T1
Description: GALLEON AREA AND ROADWAY HIGH DENSITY LED LUMINAIRE
(4) 90 CRI, 3500K, 450mA LIGHTSQUARES WITH 26 LEDS EACH AND TYPE I OPTICS
Light Source: -
Ballast/Driver: -

Summary

Lumens per Lamp: N/A
Luminaire Lumens: 15531 lumens
Efficiency: N/A
Efficacy: 105.7 lumens/watt
Luminous Opening: Rectangular (W 1' x L: 1' x H: 0')
IES Classification: Type I - Short
BUG Rating: B4 - U0 - G4

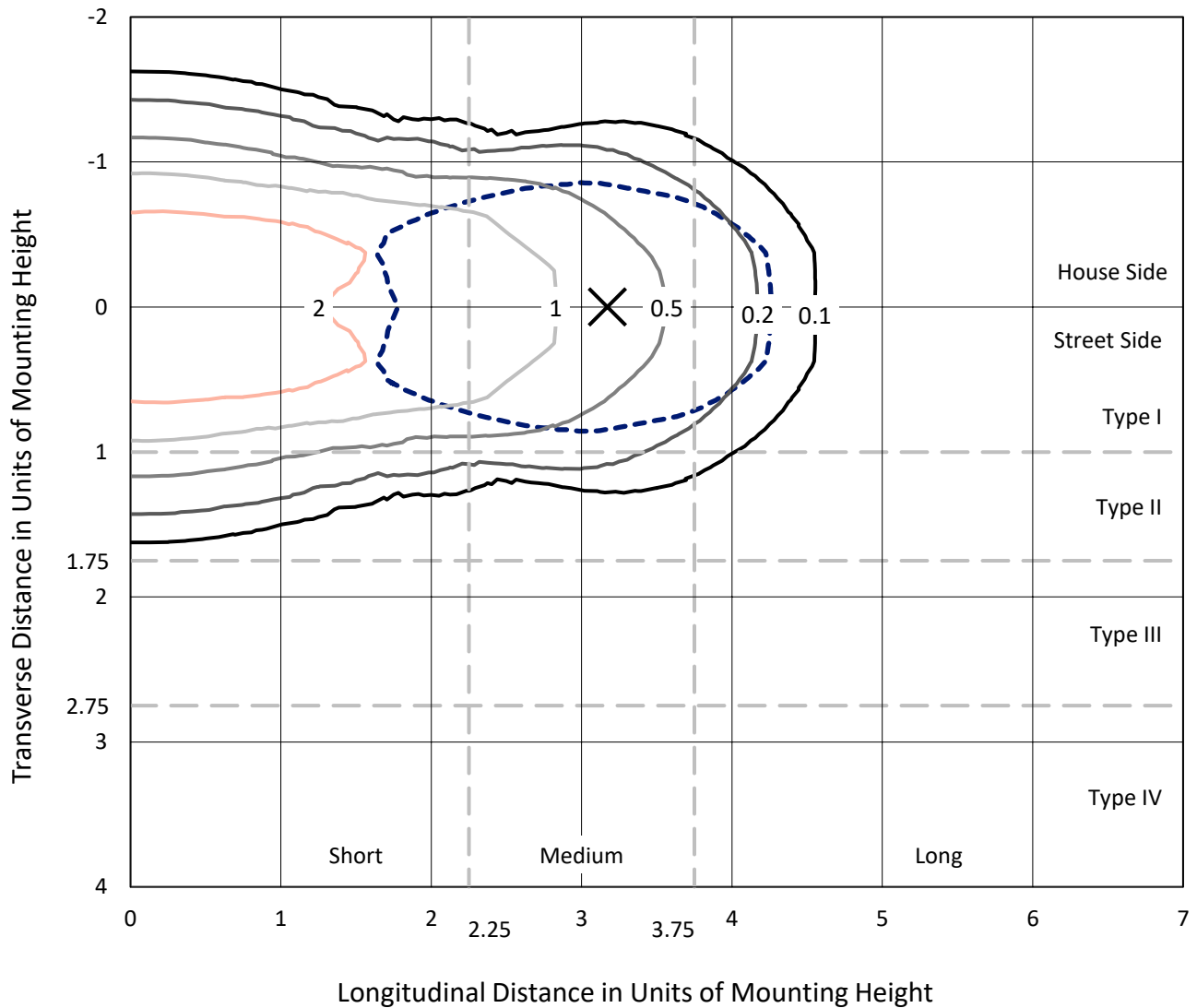
Input Watts (W): 147
Input Voltage (V): NR
Input Current (Ain): NR
Voltage Rise (V): NR
Power Factor: NR
Total Harmonic Distortion (THDi): NR
Frequency (hertz): 60
Stabilization Time: NR
Operation Time: NR
Ambient Temperature (°C): NR
Test Distance: 24 FT



REPORT NUMBER: P941063
 CATALOG NUMBER: GALN-SB4B-935-U-T1

Iso-Footcandle Lines of Horizontal Illumination

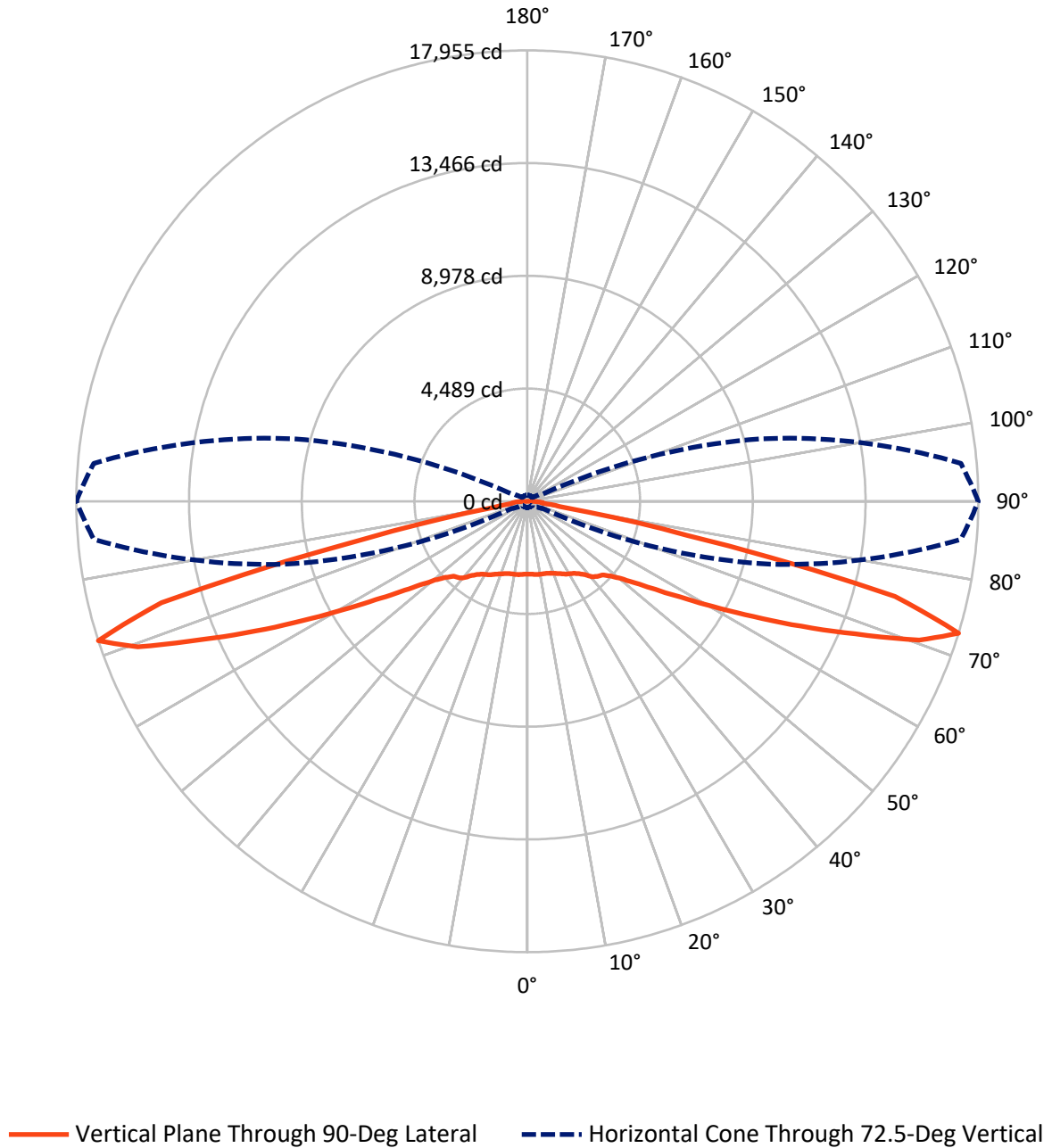
× Max cd
 - - - 1/2 Max cd



Based on 25 foot mounting height. Maximum calculated value = 4.6 fc
 Type I - Short - N/A

REPORT NUMBER: P941063
CATALOG NUMBER: GALN-SB4B-935-U-T1

Luminous Intensity Polar Plot



REPORT NUMBER: P941063
 CATALOG NUMBER: GALN-SB4B-935-U-T1

FLUX DISTRIBUTION:

		Downward	Upward	Total
House Side	Lumens	7765.5	0.0	7765.5
	% Fixture	50.0	0.0	50.0
Street Side	Lumens	7765.5	0.0	7765.5
	% Fixture	50.0	0.0	50.0
Total	Lumens	15531.0	0.0	15531.0
	% Fixture	100.0	0.0	100.0

ZONAL LUMENS:

Zone	Lumens	% Fixture
0°-10°	281.4	1.8
10°-20°	860.4	5.5
20°-30°	1434.6	9.2
30°-40°	1973.1	12.7
40°-50°	2409.7	15.5
50°-60°	2787.0	17.9
60°-70°	3323.1	21.4
70°-80°	2319.3	14.9
80°-90°	142.5	0.9
90°-100°	0.0	0.0
100°-110°	0.0	0.0
110°-120°	0.0	0.0
120°-130°	0.0	0.0
130°-140°	0.0	0.0
140°-150°	0.0	0.0
150°-160°	0.0	0.0
160°-170°	0.0	0.0
170°-180°	0.0	0.0
0°-90°	15531.0	100.0
0°-180°	15531.0	100.0

Coefficient of Utilization



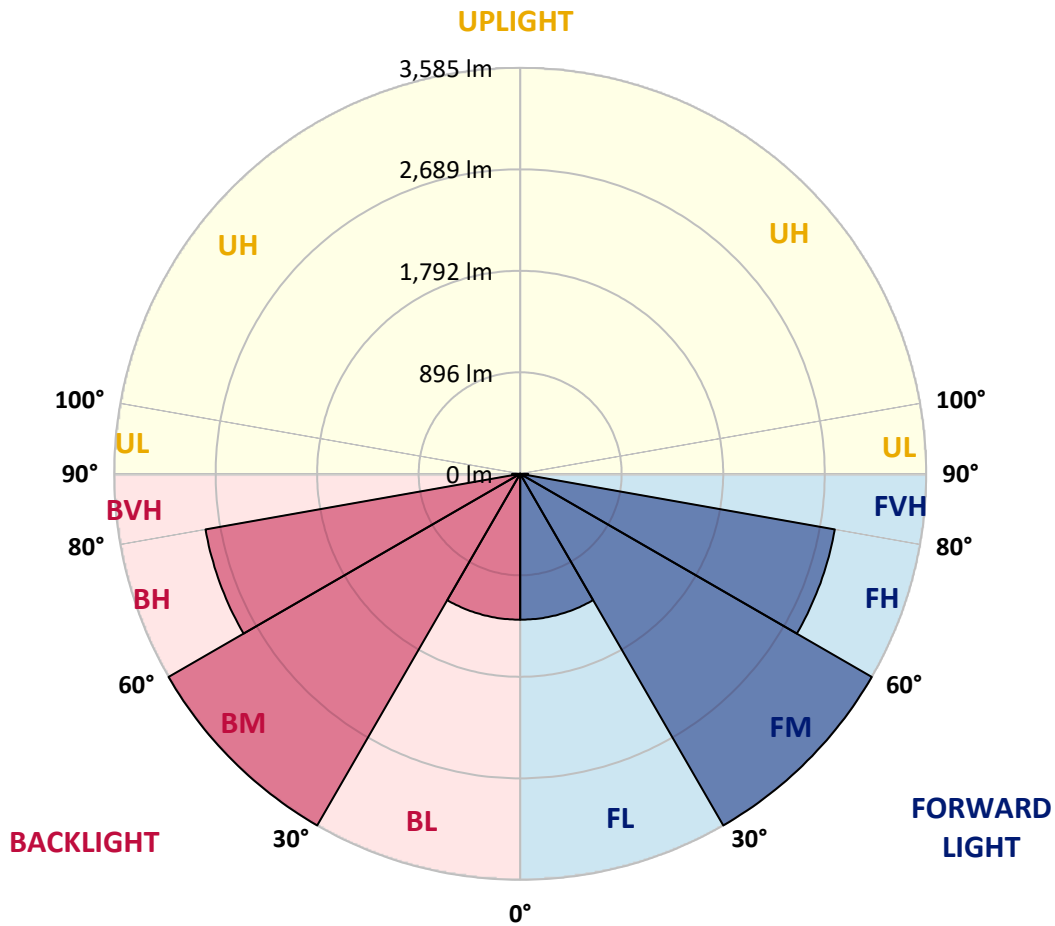
REPORT NUMBER: P941063
 CATALOG NUMBER: GALN-SB4B-935-U-T1

LUMINAIRE CLASSIFICATION SYSTEM LUMEN TABLE AND BUG RATING:

Zone	Lumens	% Fixture	Zone Rating/Lumen Limit		
			B	U	G
FL (0°-30°)	1288.2	8.3			
FM (30°-60°)	3584.9	23.1			
FH (60°-80°)	2821.2	18.2			G2/5000
FVH (80°-90°)	71.2	0.5			G1/100
BL (0°-30°)	1288.2	8.3	B3/2500		
BM (30°-60°)	3584.9	23.1	B3/5000		
BH (60°-80°)	2821.2	18.2	B4/5000		G4/5000
BVH (80°-90°)	71.2	0.5			G1/100
UL (90°-100°)	0.0	0.0		U0/0	
UH (100°-180°)	0.0	0.0		U0/0	

BUG Rating: B4-U0-G4

Type I Short



REPORT NUMBER: P941063
 CATALOG NUMBER: GALN-SB4B-935-U-T1

CANDELA DISTRIBUTION (FULL):

	0°	5°	15°	25°	35°	45°	55°	65°	75°	85°
0°	2902.1	2902.1	2902.1	2902.1	2902.1	2902.1	2902.1	2902.1	2902.1	2902.1
2.5°	2904.6	2907.9	2907.9	2905.4	2911.2	2906.3	2906.3	2903.8	2906.3	2903.8
5°	2919.5	2923.6	2925.2	2924.4	2931.8	2927.7	2927.7	2924.4	2925.2	2922.8
7.5°	2947.5	2953.3	2956.6	2960.7	2971.5	2966.5	2963.2	2953.3	2949.2	2942.6
10°	2956.6	2963.2	2973.9	2995.4	3020.2	3021.0	3011.1	2986.3	2967.3	2952.5
12.5°	2928.5	2937.6	2959.9	3003.7	3059.0	3081.2	3065.6	3024.3	2987.1	2960.7
15°	2893.1	2903.0	2936.8	3002.8	3084.5	3136.5	3134.9	3080.4	3021.0	2979.7
17.5°	2837.7	2847.7	2896.4	2988.8	3104.4	3190.2	3213.3	3157.2	3073.8	3018.5
20°	2737.9	2747.0	2814.6	2944.2	3111.0	3247.2	3307.4	3257.9	3153.9	3078.8
22.5°	2608.3	2622.3	2701.6	2867.5	3095.3	3306.6	3414.7	3380.9	3247.2	3143.2
25°	2469.6	2484.5	2576.9	2773.4	3054.8	3349.5	3541.8	3520.4	3352.8	3223.2
27.5°	2349.9	2365.6	2466.3	2680.1	2992.1	3366.0	3667.3	3678.0	3480.7	3311.5
30°	2255.8	2270.7	2378.0	2605.0	2911.2	3349.5	3777.1	3851.3	3611.2	3388.3
32.5°	2152.7	2171.6	2284.7	2513.4	2815.5	3309.9	3872.8	4038.7	3762.2	3470.8
35°	2022.2	2039.6	2158.4	2387.9	2690.0	3246.3	3952.9	4246.7	3978.5	3596.3
37.5°	1863.8	1880.3	1998.3	2231.1	2565.4	3157.2	4014.0	4481.1	4236.0	3777.1
40°	1704.5	1720.1	1830.8	2056.1	2416.0	3043.3	4035.4	4710.6	4531.5	4025.5
42.5°	1558.4	1572.4	1673.9	1883.6	2248.4	2898.0	4007.4	4910.3	4796.4	4198.8
45°	1423.8	1436.2	1526.2	1721.8	2074.2	2721.4	3923.2	5125.0	5111.7	4322.7
47.5°	1270.3	1282.7	1376.0	1565.0	1900.1	2514.2	3780.4	5336.3	5550.0	4603.3
50°	1082.9	1093.7	1189.4	1384.2	1719.3	2293.8	3582.3	5502.2	6103.1	5028.4
52.5°	860.9	872.5	965.7	1160.5	1504.7	2056.9	3321.4	5610.3	6741.9	5649.1
55°	640.5	648.8	729.7	904.6	1238.9	1787.0	2994.6	5640.8	7466.6	6497.6
57.5°	464.7	469.7	521.7	652.1	939.3	1449.4	2597.6	5561.6	8329.2	7585.5
60°	376.4	378.0	393.7	451.5	652.9	1068.1	2118.0	5289.2	9265.2	8987.9
62.5°	341.7	341.7	345.8	361.5	441.6	704.9	1537.7	4724.6	10268.9	10760.0
65°	317.8	317.8	319.4	326.9	348.3	449.0	970.7	3805.1	11114.9	12835.9
67.5°	296.3	297.1	296.3	298.8	311.2	331.8	562.9	2628.1	11570.6	14986.9
70°	274.0	275.7	271.6	271.6	281.5	282.3	352.4	1441.2	11192.5	16789.6
72.5°	247.6	250.1	243.5	241.8	249.3	246.0	265.0	691.7	9609.4	17327.8
75°	224.5	227.8	213.0	208.8	208.8	206.4	215.4	354.9	6236.8	14135.1
77.5°	203.9	210.5	186.5	173.3	170.0	162.6	175.8	217.1	2728.0	6636.3
80°	168.4	177.5	153.5	137.8	132.1	123.8	138.7	151.9	811.4	1541.0
82.5°	125.5	129.6	109.0	98.2	93.3	87.5	104.0	105.7	264.1	545.6
85°	80.1	81.7	66.9	57.8	55.3	52.8	66.0	57.8	100.7	401.1
87.5°	28.1	32.2	25.6	23.1	24.8	20.6	30.5	17.3	28.1	283.1
90°	0.0	0.0	0.0	0.0	0.0	0.0	0.0	0.0	0.0	0.0

(END C

90°

2902.1
2903.8
2922.8
2942.6
2950.0
2956.6
2973.1
3009.4
3064.7
3124.2
3196.8
3283.5
3347.9
3419.7
3539.3
3701.1
3944.6
4094.8
4182.3
4441.5
4825.3
5399.0
6184.8
7191.8
8491.8
10095.6
11995.6
14079.8
16551.1
17955.1
15119.0
6498.4
1475.8
616.6
582.7
350.8
0.0

OF REPORT)